

## Custom Key Data Form

### For Rio 2 and Tango 2 ID card printers

This form is used to specify the Custom Key for your Rio 2 or Tango 2 ID card printer.



The Custom Key is the memory card device that :

- Holds your HoloKote watermark custom design.
- Can also be used as a Locking Key for your printer.


#### CONTACT INFORMATION

DEALER	CUSTOMER
Dealer _____	Customer _____
Contact _____	Contact _____
Phone _____	Phone _____
Email _____	Email _____
P.O. # _____	

#### ORDER INFORMATION

Order quantity _____	Signature _____
Custom Key function (tick one or both) : HoloKote custom design <input type="checkbox"/> Locking key <input type="checkbox"/>	New Key <input type="checkbox"/> Repeat Key <input type="checkbox"/> Original key serial # _____
How will the logo be used? Printed over entire card surface <input type="checkbox"/> Used only in one position <input type="checkbox"/> (mark one position on grid below)	How is the logo data being supplied? Email (preferred method) <input type="checkbox"/> Disk/CD <input type="checkbox"/> Camera ready artwork <input type="checkbox"/>

Mark only one position on this grid.



Note : You do not need to specify the orientation (landscape or portrait) of the HoloKote logo as the Rio 2 / Tango 2 driver allows you to choose either orientation in the driver user interface.

## INSTRUCTIONS AND ADVICE

Designs **should** be:


- Made up of black and white only, no greyscale or color
- Be in the dimension of 149 x 149 pixels
- Bold and clear designs – bear in mind that the actual printed area on the card surface for each logo is only half an inch square (12 mm square).
- Be in .JPG or .BMP format

Ideally designs **shouldn't** be:


- Made up of multi-color or rainbow like designs
- Be in a really small dimension or an unbalanced dimension (e.g. 150 x 200)
- Contain small thin text and images

Examples of **good** designs :

These two designs are good because they are made up of only black and white, they incorporate text and images that are big and bold, the designs make good use of the space provided and fit easily in the preferred dimension. They also look good when repeated across the card, in that they do not 'run into' each other.



Examples of **bad** designs :

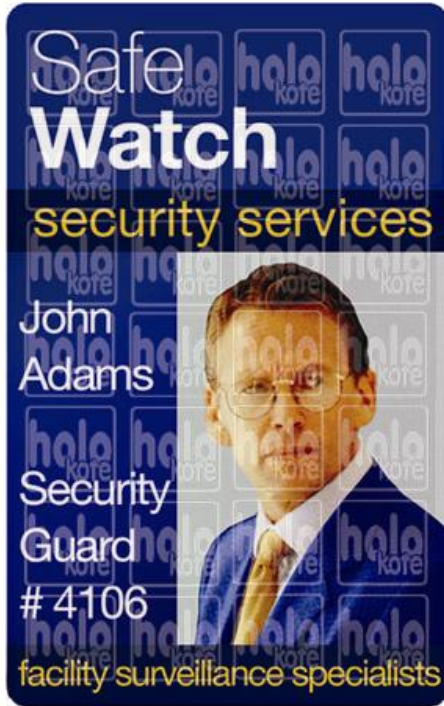


These designs are **bad** because they have:

1. Too much black (should be maximum 45% black)
2. Too many colors (should be black & white)
3. Too much detail
4. Too small
5. Colored in greyscale
6. Unbalanced dimensions (too wide)

**CARD SAMPLES**


This page shows some examples of what HoloKote looks like printed on an ID card.



HoloKote only



HoloKote with HoloPatch



HoloKote with HoloPatch